



Data is NOT...

Cupid...

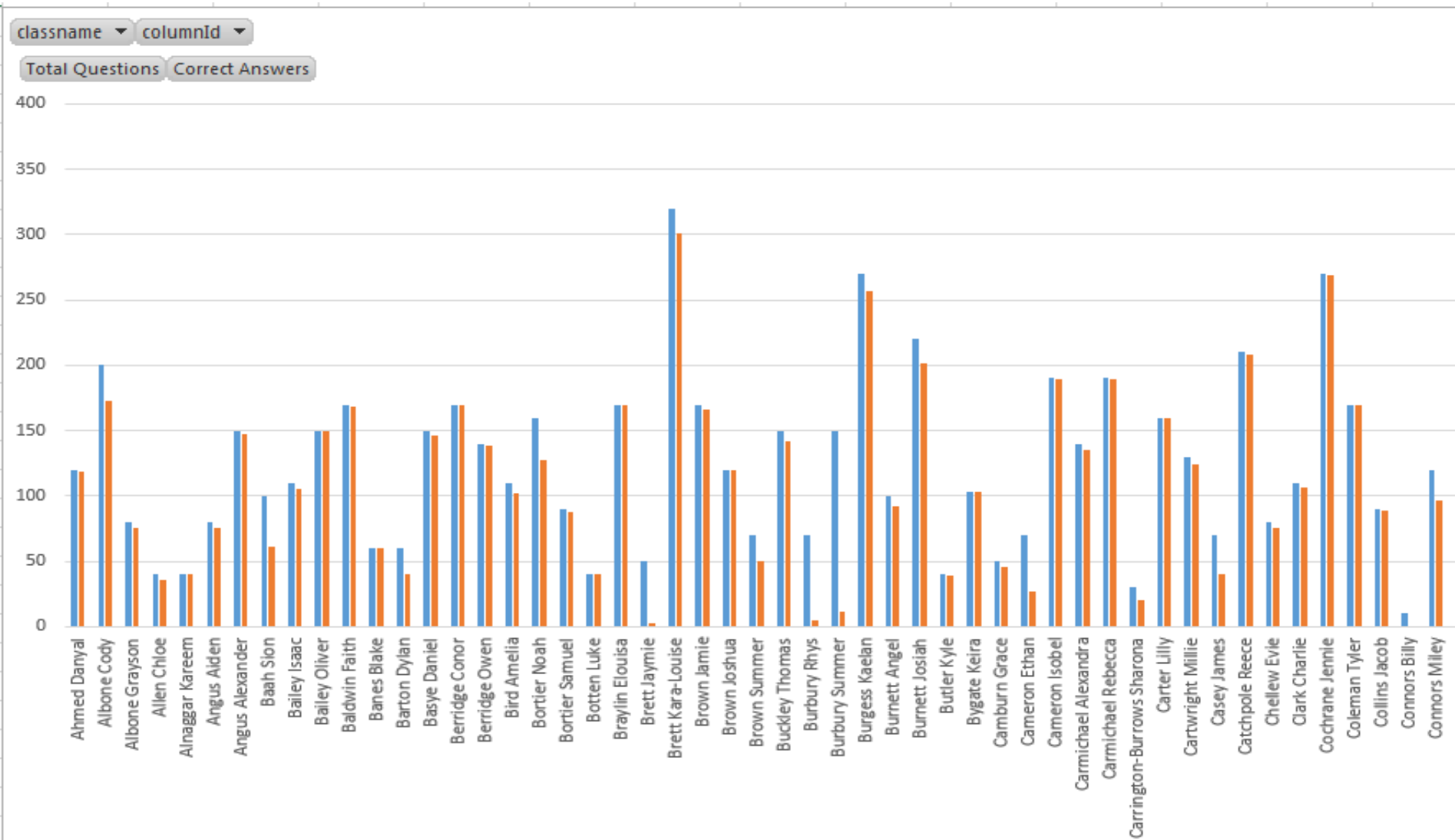


Cupid information >>>knowledge



- Are pupils playing the appropriate number of questions?
- Are they getting an appropriate amount correct?
- Are they doing that in an appropriate time?

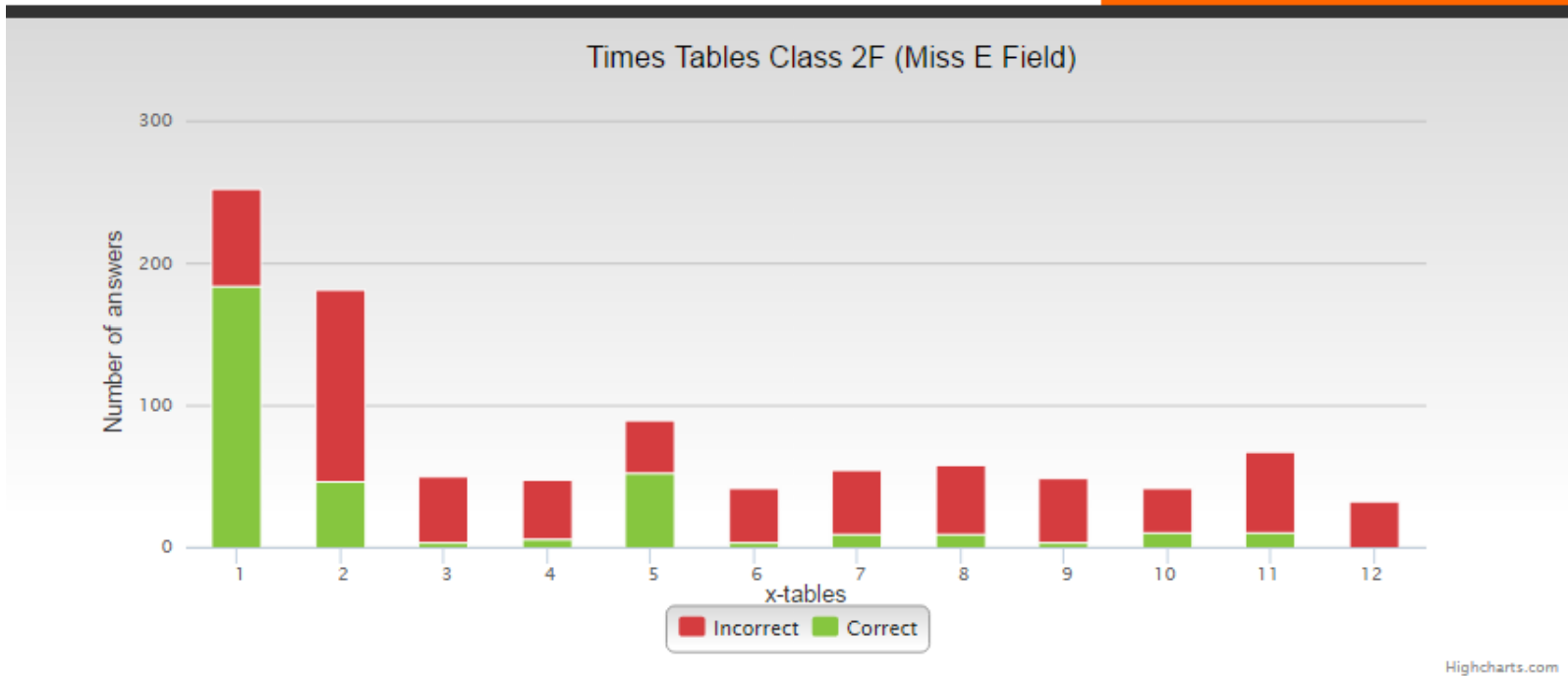
More knowledge...



Class data



<https://results.flurrished.co.uk/login>

[Download this dataset](#)

Hide

These stats are relevant to the graph above

Questions answered: **968**Correct (%): **34.92****Lowest number of questions played:**

Danielle Nash (56, of which 24 were correct), averaging 5.26 seconds per question

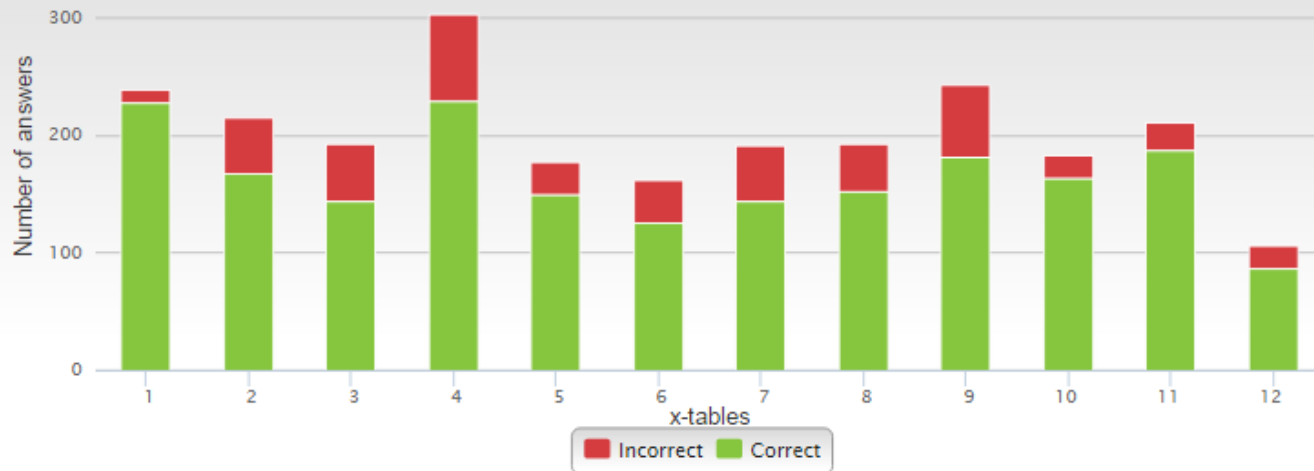
Highest number of questions played:

Lucy Rook (140, of which 49 were correct), averaging 17.49 seconds per question

The following section lists the frequency of incorrect answers for the results graphed above. Click on a square below to list the most frequent answers given for that question.

12x2	6x2	7x2	8x2	11x2	10x2	9x2	12x7	5x2	4x3	7x11	2x1	3x2	8x6
15	15	15	15	13	12	11	9	9	9	8	8	8	8

Times Tables Class 2F (Miss E Field)



Highcharts.com

[Download this dataset](#)

Hide

These stats are relevant to the graph above

Questions answered: **2412**Correct (%): **81.05****Lowest number of questions played:**

Danielle Nash (56, of which 28 were correct), averaging 1.62 seconds per question

Highest number of questions played:

Kieran Pinder-Fields (460, of which 383 were correct), averaging 1.20 seconds per question

The following section lists the frequency of incorrect answers for the results graphed above. Click on a square below to list the most frequent answers given for that question.

8x4	8x9	4x4	6x4	7x4	8x7	7x9	12x11	6x9	9x2	7x8	9x8	8x3	9x9
16	13	12	12	12	11	11	9	9	8	8	7	7	7

Whole school



Knowledge >>>Wisdom

